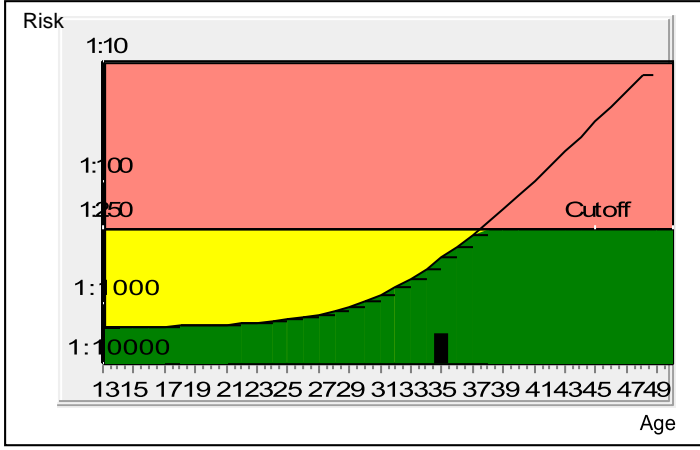


<b>PRISCA 5.0.2.37</b> Licenced for: <b>KOS DIAGNOSTIC LAB</b> <b>6349/1, NICHOLSON ROAD, AMBALA CANTT</b>		
Results for: <b>MRS. MONIKA</b>	Sample no 1809220397/AMB	Date of report: 16-09-2018
Referring Doctors	<b>KOS DIAGNOSTIC LAB</b>	

**Summary**



Patient data	
Age at delivery	34.9
WOP	19+ 4
Weight	71 kg
Patient ID	

Risks at term	
Biochemical risk for Tr.21	1:2803
Age risk:	1:437
Neural tube defects risk	1:4217

For MRS. MONIKA , born on 16-03-1984, a screening test was performed on the 15-09-2018. Prisca screens for Trisomy 21, Trisomy 18 and Neural tube defects (NTD).




**TRISOMY 21 SCREENING**  
**The calculated risk for Trisomy 21 is below the cut off which represents a low risk.**  
 After the result of the Trisomy 21 test it is expected that among 2803 women with the same data, there is one woman with a trisomy 21 pregnancy and 2802 women with not affected pregnancies.  
 The calculated risk by PRISCA depends on the accuracy of the information provided by the referring physician.  
 Please note that risk calculations are statistical approaches and have no diagnostic value!

MEASURED SERUM VALUES		
	Value	Corr. MoMs
AFP	88.7 ng/ml	1.50
HCG	18294 mIU/ml	1.06
uE3	1.6 ng/ml	1.13
Gestation age	19+ 4	
Method	Scan	

The MoMs have been corrected according to:  
 maternal weight  
 ethnic origin

**TRISOMY 18 SCREENING**  
**The calculated risk for trisomy 18 is < 1:10000, which indicates a low risk.**

**NEURAL TUBE DEFECTS (NTD) SCREENING**  
**The corrected MoM AFP (1.50) is located in the low risk area for neural tube defects.**

 Risk above Cut off	 Risk above Age risk	 Risk below Age risk
--	---	---