

KOS Diagnostic Lab (A Unit of KOS Healthcare)

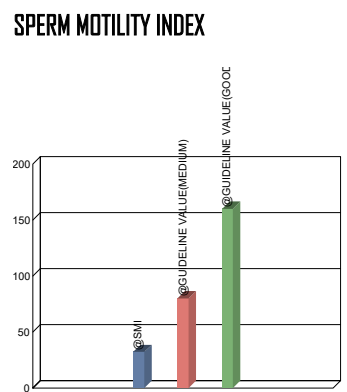
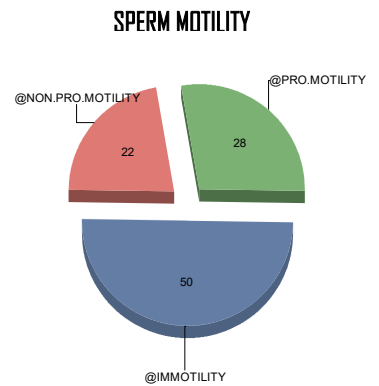
6349/1, Nicholson Road, Ambala Cantt. (Haryana)

Tel.: 0171-2643898, +91 9991043898. Mail ID:-care@koshealthcare.com

Patient Information			
Patient Name :	RAFIQ MOHMAD	Sample Date :	26/12/18 16:40
Patient ID :	7260008	Age :	21
Ref.by Dr. :		D.O.B :	00/00/00

Sample Information			
Sample ID :	7260008	Sample Received Date & Time :	26/12/18 16:28
Sample Collected Date & Time :	26/12/18 16:28	Liquefaction Duration :	30 MINT
Abstinence :	3 Days	Sample Volume :	1.0 ml
Sample Type :	FRESH	PH :	8.0
WBC Concentration :	< 1		

Automated SQA Parameters	RESULTS		REF.RANGE	
			WHO 5th	Laboratory
Sperm Concentration(Count)	35.3	Million/ml	12-16	>=15.0
Total Motility (PR+NP)	50	%	38-42	>=40
Total Progressive Motility (PR)	28	%	31-34	>=32
Non Progressive Motility (NP)	22	%		
Immotility	50	%		
Morphology Normal	6	%	3-4	>=4
Motile Sperm Concentration (MSC)	17.7	Million/ml		>=6.0
Progressively Motile Sperm Con.(PMSC)	10.0	Million/ml		>=5.0
Functional Sperm Concentration (FSC)	1.5	Million/ml		
Velocity (Average path Velocity) APV	6	Mic/sec		>=5
Sperm Motility Index (SMI)	32			>=80
TOTAL PER EJACULATION				
Total Sperm Number	35.3	Million/ej	33-46	>=39.0
Total Motile Sperm (PR+NP)	17.7	Million/ej		>=16.0
Total Progressively Motile Sperm (PMSC)	10.0	Million/ej		>=12.0
Total Functional Sperm (FSC)	1.5	Million/ej		
Total Morphology Normal	2.1	Million/ej		>=2.0



IMPRESSION :

Comments :

KOS Diagnostic Lab (A Unit of KOS Healthcare)

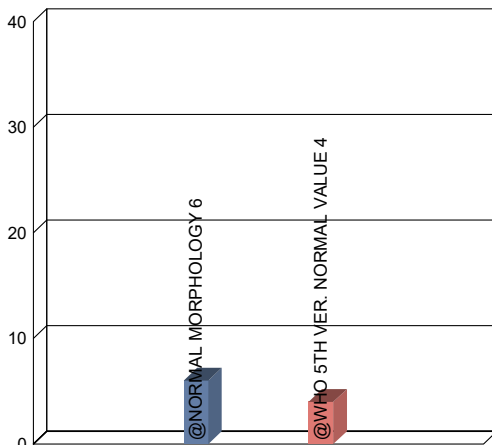
6349/1, Nicholson Road, Ambala Cantt. (Haryana)

Tel.: 0171-2643898, +91 9991043898. Mail ID:-care@koshealthcare.com

Patient Information			
Patient Name :	RAFIQ MOHMAD	Sample Date :	26/12/18 16:40
Patient ID :	7260008	Age :	21
Ref.by Dr. :		D.O.B :	00/00/00

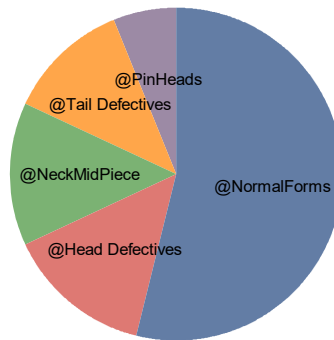
Manual Parameter	Result	Manual Morphology	Results
Fructose	POSITIVE	Normal Forms	54
Vitality	65	Head Defectives	14
RBC	NOT DETECTED	Pinheads	6
Round Cells/Debris	1 - 3	Neck/MidPiece	14
Agglutination	NOT DETECTED	Tail Defectives	12
Aggregation	NOT DETECTED	Cytoplasmic Droplets	0
		Acrosome/Nucleus Defectives	0

NOTES & IMPRESSION



NORMAL MORPHOLOGY FOR PATIENT

■ @NORMAL MORPHOLOGY
 ■ @WHO 5TH VER. NORMAL VALUE



@NormalForms	54.0%
@Head Defectives	14.0%
@NeckMidPiece	14.0%
@Tail Defectives	12.0%
@Cytoplasmic Droplets	0.0%
@PinHeads	6.0%
@Acrosome/Nucleus Defectives	0.0%
Total:	100.0%

Test performed by the Automated Sperm Quality Analyzer QwikCheck™ GOLD. www.mes-global.com : Mobile : +919944125909