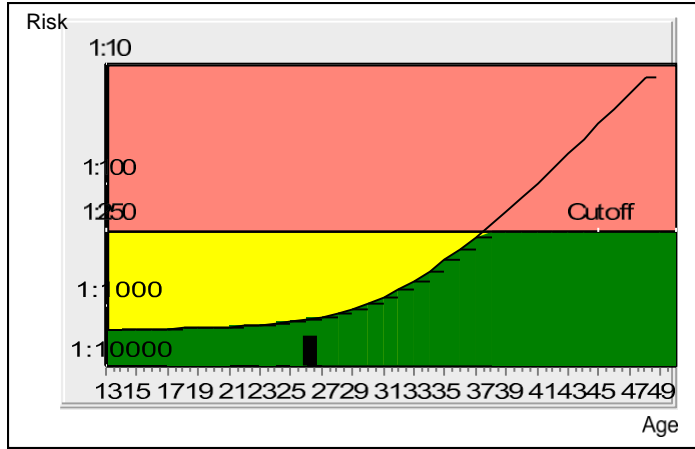


PRISCA 5.0.2.37

Licensed for: **KOS DIAGNOSTIC LAB**  
**6349/1, NICHOLSON ROAD, AMBALA CANTT**

Results for: MRS.PUJA	Sample no 181907060012	Date of report: 08-07-2019
Referring Doctors	KOS DIAGNOSTIC LAB	

Summary



Patient data	
Age at delivery	29.0
WOP	17+ 6
Weight	61 kg
Patient ID	

Risks at term	
Biochemical risk for Tr.21	1:3785
Age risk:	1:1303
Neural tube defects risk	<1:10000

For MRS.PUJA, born on 18-07-1989, a screening test was performed on the 07-07-2019. Prisca screens for Trisomy 21, Trisomy 18 and Neural tube defects (NTD).


**TRISOMY 21 SCREENING**  
**The calculated risk for Trisomy 21 is below the cut off which represents a low risk.**  
 After the result of the Trisomy 21 test it is expected that among 3785 women with the same data, there is one woman with a trisomy 21 pregnancy and 3784 women with not affected pregnancies. The calculated risk by PRISCA depends on the accuracy of the information provided by the referring physician. Please note that risk calculations are statistical approaches and have no diagnostic value!


MEASURED SERUM VALUES		
	Value	Corr. MoMs
AFP	32.5 ng/ml	0.64
HCG	18193 mIU/ml	0.55
uE3	0.63 ng/ml	0.73
Gestation age	17 + 6	
Method	LMP	
The MoMs have been corrected according to: maternal weight ethnic origin		

**TRISOMY 18 SCREENING**  
**The calculated risk for trisomy 18 is < 1:10000, which indicates a low risk.**

**NEURAL TUBE DEFECTS (NTD) SCREENING**  
**The corrected MoM AFP (0.64) is located in the low risk area for neural tube defects.**

 Risk above Cut off

 Risk above Age risk

 Risk below Age risk