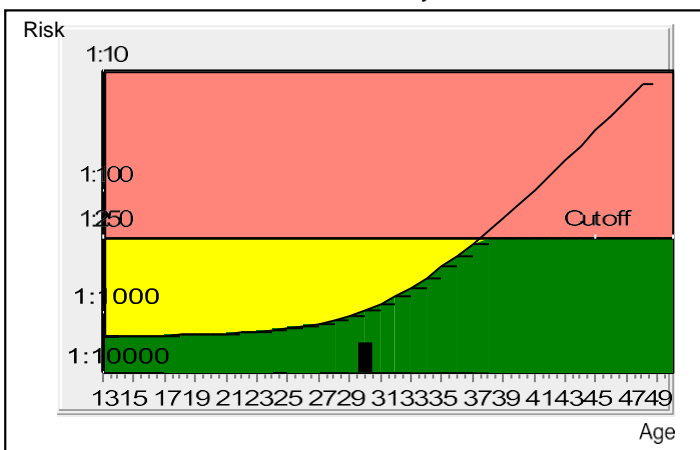





PRISCA 5.0.2.37 Licenced for: KOS DIAGNOSTIC LAB 6349/1, NICHOLSON ROAD, AMBALA CANTT		
Results for: MRS. PARAMJEET	Sample no 071907120006	Date of report: 15-07-2019
Referring Doctors	KOS DIAGNOSTIC LAB	

Summary



Patient data Age at delivery 27.0 WOP 17+ 4 Weight 50.0 kg Patient ID		Risks at term Biochemical risk for Tr.21 1:8827 Age risk: 1:930 Neural tube defects risk <1:10000																	
For MRS. LEELAWATI, born on 30-04-1992, a screening test was performed on the 15-07-2019. Prisca screens for Trisomy 21, Trisomy 18 and Neural tube defects (NTD).		TRISOMY 21 SCREENING The calculated risk for Trisomy 21 is below the cut off which represents a low risk. After the result of the Trisomy 21 test it is expected that among 8827 women with the same data, there is one woman with a trisomy 21 pregnancy and 8826 women with not affected pregnancies. The calculated risk by PRISCA depends on the accuracy of the information provided by the referring physician. Please note that risk calculations are statistical approaches and have no diagnostic value!																	
MEASURED SERUM VALUES <table border="1"> <thead> <tr> <th></th> <th>Value</th> <th>Corr. MoMs</th> <th></th> </tr> </thead> <tbody> <tr> <td>AFP</td> <td>56.7</td> <td>1.26</td> <td>ng/ml</td> </tr> <tr> <td>HCG</td> <td>16111</td> <td>0.68</td> <td>mIU/ml</td> </tr> <tr> <td>uE3</td> <td>1.1</td> <td>1.13</td> <td>ng/ml</td> </tr> </tbody> </table> Gestation age 17+4 Method BPD Hadlock The MoMs have been corrected according to: maternal weight ethnic origin			Value	Corr. MoMs		AFP	56.7	1.26	ng/ml	HCG	16111	0.68	mIU/ml	uE3	1.1	1.13	ng/ml		
	Value	Corr. MoMs																	
AFP	56.7	1.26	ng/ml																
HCG	16111	0.68	mIU/ml																
uE3	1.1	1.13	ng/ml																
TRISOMY 18 SCREENING The calculated risk for trisomy 18 is < 1:10000, which indicates a low risk.		NEURAL TUBE DEFECTS (NTD) SCREENING The corrected MoM AFP (1.26) is located in the low risk area for neural tube defects.																	

 Risk above Cut off	 Risk above Age risk	 Risk below Age risk
--	---	---