

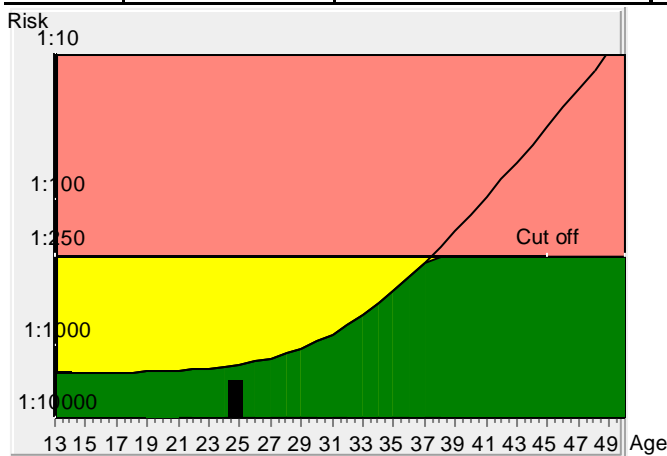
**KOS DIAGNOSTIC LAB**  
**6349/1,NICHOLSON ROAD AMBALA CANTT**

**Result Down's syndrome screening**

Name	MRS. SIMRAN DHINGRA	Sample ID	2204220165/AMB	diabetes	no
Patient ID		D.O.B.	30-11-1997	Fetuses	1
Day of serum taking	07-04-2022	Age at delivery	24.7	Smoker	no
Date of report:	08-04-2022	Weight [kg]	90.9 kg	IVF	no
Previous trisomy 21 pregnancies	unknown			Ethnic origin	Asian

**Corrected MoM's and calculated risks**

AFP	47.2	ng/ml	1.22	Corr. MoM	Gestational age at sample date	19 + 2
uE3	1.45	ng/ml	1.16	Corr. MoM	determination method	BPD Hadlock
HCG	2210.8	miu/ml	0.14	Corr. MoM	Physician	
Inh-A	130	pg/ml	1.09	Corr. MoM		



**Tr.21 risk**  
at term  
  
<1:10000

**Age risk**  
at term  
  
1:1392

**Down's Syndrome Risk**


**The calculated risk for Trisomy 21 is below the cut off which represents a low risk.**  
 After the result of the Trisomy 21 test it is expected that among more than 10000 women with the same data, there is one woman with a trisomy 21 pregnancy.  
 The HCG level is low.  
 The calculated risk by PRISCA depends on the accuracy of the information provided by the referring physician.  
 Please note that risk calculations are statistical approaches and have no diagnostic value!


**Neural tube defects risk**


The corrected MoM AFP (1.22) is located in the low risk area for neural tube defects.

**Risk for trisomy 18**

The calculated risk for Trisomy 18 is 1:5679, which indicates a low risk.

 below cut off

 Below Cut Off, but above Age Risk

 above cut off