

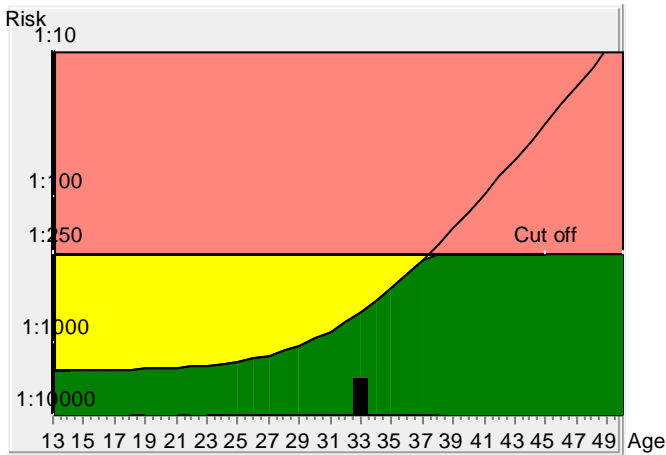
**KOS DIAGNOSTIC LAB**  
**6349/1, NICHOLSON ROAD AMBALA CANTT**

**Result Down's syndrome screening**

Name	MRS. SAKSHI	Sample ID	2206220105/AMB	diabetes	no
Patient ID		D.O.B.	27-10-1989	Fetuses	1
Day of serum taking	04-06-2022	Age at delivery	33.0	Smoker	no
Date of report:	05-06-2022	Weight [kg]	53 kg	IVF	no
Previous trisomy 21 pregnancies	unknown			Ethnic origin	Asian

**Corrected MoM's and calculated risks**

AFP	74.4	ng/ml	1.11	Corr. MoM	Gestational age at sample date	20 + 3
uE3	1.94	ng/ml	1.12	Corr. MoM	determination method	BPD Hadlock
HCG	15631	miu/ml	0.84	Corr. MoM	Physician	
Inh-A	218	pg/ml	1.18	Corr. MoM		



**Tr.21 risk**  
at term  
1:4401

**Age risk**  
at term  
1:630

**Down's Syndrome Risk**

**The calculated risk for Trisomy 21 is below the cut off which represents a low risk.**

After the result of the Trisomy 21 test it is expected that among 4401 women with the same data, there is one woman with a trisomy 21 pregnancy and 4400 women with not affected pregnancies.

The calculated risk by PRISCA depends on the accuracy of the information provided by the referring physician.


Please note that risk calculations are statistical approaches and have no diagnostic value!


**Neural tube defects risk**


The corrected MoM AFP (1.11) is located in the low risk area for neural tube defects.

**Risk for trisomy 18**

The calculated risk for trisomy 18 is < 1:10000, which indicates a low risk.

 below cut off

 Below Cut Off, but above Age Risk

 above cut off