

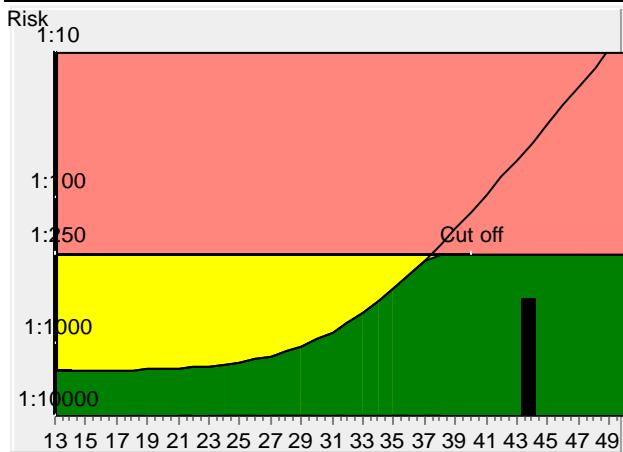
KOS DIAGNOSTIC LAB
6349/1, NICHOLSON ROAD, AMBALA CANTT

Result Down's syndrome screening

Name	MRS. JASBIR KAUR (A)	Sample ID	2212220424/AMB (A)	diabetes	no
Patient ID	2212220424/AMB (A)	D.O.B.	10-07-1979	Fetuses	2
Day of serum taking	22-12-2022	Age at delivery	43.8	Smoker	no
Date of report:	23-12-2022	Weight [kg]	82 kg	IVF	no
Previous trisomy 21 pregnancies	no			Ethnic origin	Asian

Corrected MoM's and calculated risks

AFP	75.1	ng/ml	0.75	Corr. MoM	Gestational age at sample date	20 + 1
uE3	2.6	ng/ml	1.05	Corr. MoM	determination method	BPD Hadlock
HCG	10123	miu/ml	0.36	Corr. MoM	Physician	KOS DIAGNOSTIC LAB
Inh-A	230	pg/ml	0.84	Corr. MoM		





Tr.21 risk
at term
1:508

Age risk
at term
1:44

Down's Syndrome Risk

The calculated risk for Trisomy 21 is below the cut off which represents a low risk.
 After the result of the Trisomy 21 test it is expected that among 508 women with the same data, there is one woman with a trisomy 21 pregnancy and 507 women with not affected pregnancies.
 The HCG level is low.
 The risk for this twin pregnancy has been calculated for a singleton pregnancy with corrected MoMs.
 The calculated risk by PRISCA depends on the accuracy of the information provided by the referring physician.
 Please note that risk calculations are statistical approaches and have no diagnostic value!

Neural tube defects risk	Risk for trisomy 18
The corrected MoM AFP (0.75) is located in the low risk area for neural tube defects.	The calculated risk for Trisomy 18 is 1:913, which indicates a low risk.

 below cut off	 Below Cut Off, but above Age Risk	 above cut off	Prisca 5.1.0.17
--	--	--	-----------------