

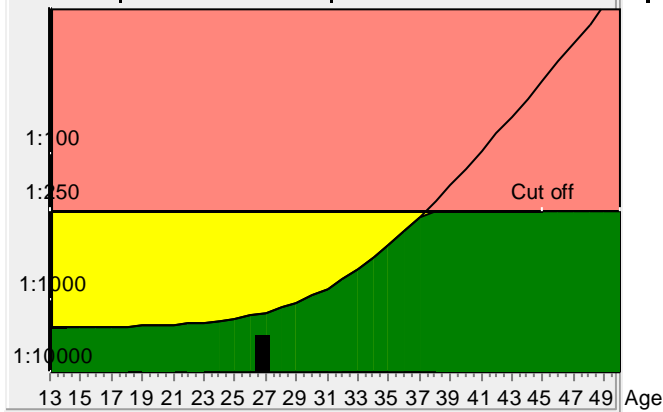
KOS DIGNOSTIC LAB
6349/1, NICHOLSON ROAD, AMBALA CANTT

Result Down's syndrome screening

Name	MRS. PRABHJOT	Sample ID	2212220493/AMB	diabetes	no
Patient ID		D.O.B.	23-07-1996	Fetuses	1
Day of serum taking	24-12-2022	Age at delivery	26.8	Smoker	no
Date of report:	25-12-2022	Weight [kg]	54 kg	IVF	no
Previous trisomy 21 pregnancies	no			Ethnic origin	Asian

Corrected MoM's and calculated risks

AFP	64.5	ng/ml	0.77	Corr. MoM	Gestational age at sample date	22 + 0
uE3	1.9	ng/ml	0.89	Corr. MoM	determination method	BPD Hadlock
HCG	13046	miu/ml	0.90	Corr. MoM	Physician	
Risk-A	225	pg/ml	1.03	Corr. MoM		



Tr.21 risk
at term
1:4816

Age risk
at term
1:1266

Down's Syndrome Risk



The calculated risk for Trisomy 21 is below the cut off which represents a low risk.

After the result of the Trisomy 21 test it is expected that among 4816 women with the same data, there is one woman with a trisomy 21 pregnancy and 4815 women with not affected pregnancies.

The calculated risk by PRISCA depends on the accuracy of the information provided by the referring physician.

Please note that risk calculations are statistical approaches and have no diagnostic value!

Neural tube defects risk	Risk for trisomy 18
The corrected MoM AFP (0.77) is located in the low risk area for neural tube defects.	The calculated risk for trisomy 18 is < 1:10000, which indicates a low risk.

			Prisca 5.1.0.17
below cut off	Below Cut Off, but above Age Risk	above cut off	