

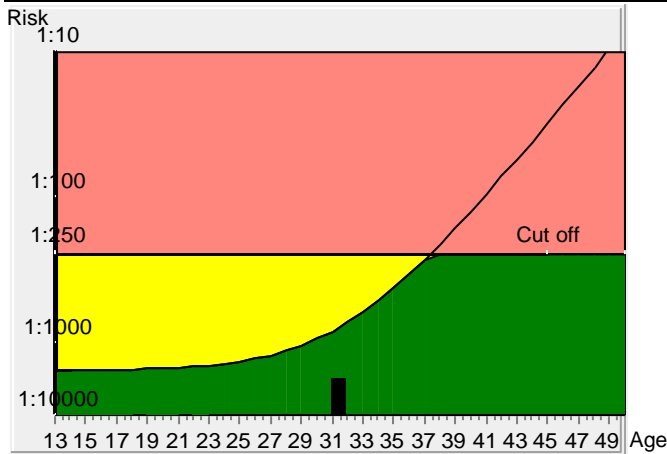
KOS DIAGNOSTIC LAB
6349/1, NICHOLSON ROAD, AMBALA CANTT

Result Down's syndrome screening

Name	MRS. MEENA	Sample ID	2305220173/AMB	diabetes	no
Patient ID		D.O.B.	05-05-1992	Fetuses	1
Day of serum taking	05-05-2023	Age at delivery	31.4	Smoker	no
Date of report:	06-05-2023	Weight [kg]	58 kg	IVF	no
Previous trisomy 21 pregnancies	no			Ethnic origin	Asian

Corrected MoM's and calculated risks

AFP	78.2	ng/ml	1.22	Corr. MoM	Gestational age at sample date	20 + 4
uE3	1.95	ng/ml	1.13	Corr. MoM	determination method	BPD Hadlock
HCG	11338	miu/ml	0.66	Corr. MoM	Physician	
Inh-A	180.1	pg/ml	1.01	Corr. MoM		



Tr.21 risk
at term
<1:10000

Age risk
at term
1:811

Down's Syndrome Risk

The calculated risk for Trisomy 21 is below the cut off which represents a low risk.

After the result of the Trisomy 21 test it is expected that among more than 10000 women with the same data, there is one woman with a trisomy 21 pregnancy.

The calculated risk by PRISCA depends on the accuracy of the information provided by the referring physician. Please note that risk calculations are statistical approaches and have no diagnostic value!


Neural tube defects risk


The corrected MoM AFP (1.22) is located in the low risk area for neural tube defects.

Risk for trisomy 18

The calculated risk for trisomy 18 is < 1:10000, which indicates a low risk.

 below cut off

 Below Cut Off, but above Age Risk

 above cut off