

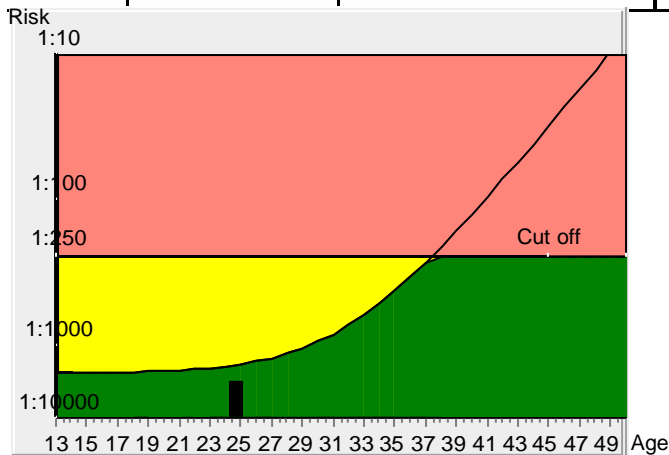
KOS DIAGNOSTIC LAB
6349/1, NICHOLSON ROAD, AMBALA

Result Down's syndrome screening

| | | | | | |
|---------------------------------|-------------|-----------------|----------------|---------------|-------|
| Name | MRS. SAVITA | Sample ID | 2403220513/AMB | diabetes | no |
| Patient ID | | D.O.B. | 02/11/99 | Fetuses | 1 |
| Day of serum taking | 18/03/24 | Age at delivery | 24.7 | Smoker | no |
| Date of report: | 19/03/24 | Weight [kg] | 70 kg | IVF | no |
| Previous trisomy 21 pregnancies | no | | | Ethnic origin | Asian |

Corrected MoM's and calculated risks

| | | | | | | |
|-------|-------|--------|------|-----------|--------------------------------|-------------|
| AFP | 52.8 | ng/ml | 0.81 | Corr. MoM | Gestational age at sample date | 21 + 4 |
| uE3 | 2.3 | ng/ml | 0.96 | Corr. MoM | determination method | BPD Hadlock |
| HCG | 13034 | mIU/ml | 0.99 | Corr. MoM | Physician | |
| Inh-A | 210 | pg/ml | 1.17 | Corr. MoM | | |



Tr.21 risk
at term
1:4434

Age risk
at term
1:1393

Down's Syndrome Risk


The calculated risk for Trisomy 21 is below the cut off which represents a low risk.
 After the result of the Trisomy 21 test it is expected that among 4434 women with the same data, there is one woman with a trisomy 21 pregnancy and 4433 women with not affected pregnancies.
 The calculated risk by PRISCA depends on the accuracy of the information provided by the referring physician.
 Please note that risk calculations are statistical approaches and have no diagnostic value!


Neural tube defects risk


The corrected MoM AFP (0.81) is located in the low risk area for neural tube defects.

Risk for trisomy 18

The calculated risk for trisomy 18 is < 1:10000, which indicates a low risk.

 below cut off

 Below Cut Off, but above Age Risk

 above cut off