

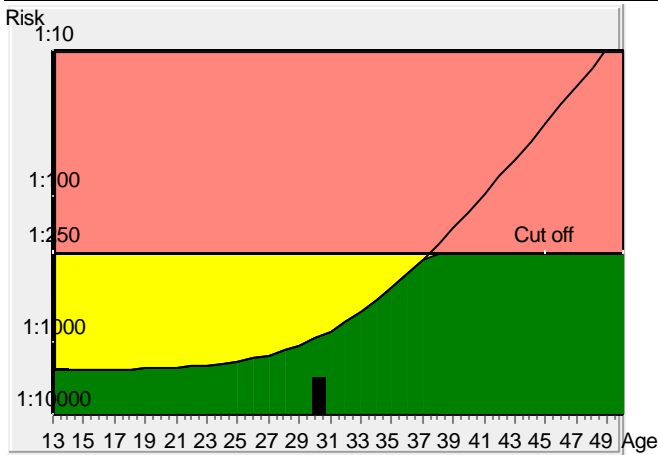
**KOS DIAGNOSTIC LAB 6349/1, NICHOLSON ROAD,
AMBALA CANTT**

Result Down's syndrome screening

Name	MRS. ANJALI SOOD	Sample ID	2410220581/AMB	diabetes	no
Patient ID		D.O.B.	3/12/1994	Fetuses	1
Day of serum taking	26/10/2024	Age at delivery	30.3	Smoker	no
Date of report:	27/10/2024	Weight [kg]	79.3 kg	IVF	no
Previous trisomy 21 pregnancies	no			Ethnic origin	Asian

Corrected MoM's and calculated risks

AFP	42.5	ng/ml	0.88	Corr. MoM	Gestational age at sample date	20 + 0
uE3	1.86	ng/ml	0.97	Corr. MoM	determination method	BPD Hadlock
HCG	21776	mIU/ml	1.39	Corr. MoM	Physician	
Inh-A	176	pg/ml	1.26	Corr. MoM		



Tr.21 risk
at term
1:2090

Age risk
at term
1:934

Down's Syndrome Risk

The calculated risk for Trisomy 21 is below the cut off which represents a low risk.
After the result of the Trisomy 21 test it is expected that among 2090 women with the same data, there is one woman with a trisomy 21 pregnancy and 2089 women with not affected pregnancies.
The calculated risk by PRISCA depends on the accuracy of the information provided by the referring physician.
Please note that risk calculations are statistical approaches and have no diagnostic value!


Neural tube defects risk


The corrected MoM AFP (0.88) is located in the low risk area for neural tube defects.

Risk for trisomy 18

The calculated risk for trisomy 18 is < 1:10000, which indicates a low risk.

 below cut off

 Below Cut Off, but above Age Risk

 above cut off