


<b>Visit ID</b> : 012411160019	Registration : 16/Nov/2024 10:35AM	
UHID/MR No : 279340	Collected : 16/Nov/2024 10:39AM	
<b>Patient Name</b> : DEEKSHA	Received : 16/Nov/2024 10:39AM	
Age/Gender : 38 Y/Female	Reported : 16/Nov/2024 01:06PM	
Ref Doctor : Self	Client Code : 278	
Client Name : MANGLAM DIAGNOSTIC	Barcode No : 10277704	
Client Add :		

**DEPARTMENT OF BIOCHEMISTRY**

Test Name	Result	Unit	Bio. Ref. Range
-----------	--------	------	-----------------

**Haemoglobin Electrophoresis (HPLC)**

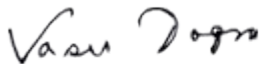
Hb A0	84.60		83-90 %
Hb A2	3.00		1.50-3.50 %
HbF	<0.8		0.0-1.0 %
HbE	NOT SEEN		Absent
HbD	NOT SEEN		Absent
HbC	NOT SEEN		absent
Others nonspecific	NOT SEEN		
Unknown unidentified variants	NOT SEEN		
Glycosylated haemoglobin( HbA1c)	6.00		


**HEMATOLOGICAL INDICES**

Haemoglobin.	9.20		
Rbc count	<b>3.83</b>	10 <sup>6</sup> /uL	4.7-6.1
Cell Counter			
Packed Cell Volume	<b>31.10</b>	%	35-49
MCV.	81.10		
MCH.	24.10		
Mean Corpuscular Haemoglobin Concentration (MCHC)	<b>29.7</b>	g/dL	32.3-35.6
Calculated			
RDW	23.20		

**COMMENTS** ---- NORMAL PATTERN. NO ABNORMALITY DETECTED

\*\*\* End Of Report \*\*\*

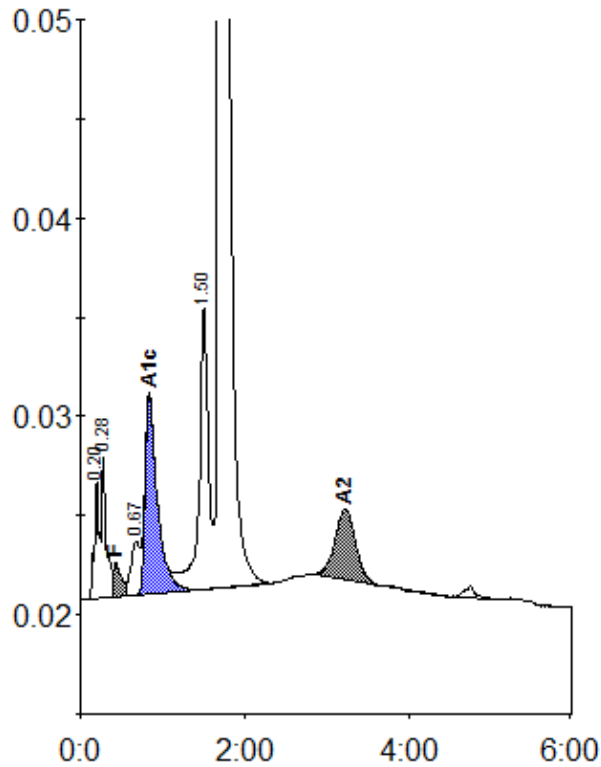
  
**Dr. V.K. Dogra**  
 MD Path. , Sr. Consultant Pathologist  
 Director

  
**Dr. Neelam Dogra**  
 MBBS  
 Director  
 Checked By



# Patient report

Bio-Rad                      DATE: 11/16/2024  
D-10                         TIME: 12:22 PM  
S/N: #DJ7C059404        Software version: 4.30-2  
Sample ID:                 10277704  
Injection date             11/16/2024 12:18 PM  
Injection #: 5             Method: HbA2/F  
Rack #: ---                Rack position: 5



Peak table - ID: 10277704

Peak	R.time	Height	Area	Area %
A1a	0.20	6051	24721	1.0
A1b	0.28	7128	26310	1.1
F	0.43	1725	15906	< 0.8 *
LA1c/CHb-1	0.67	2750	20351	0.9
A1c	0.84	9953	103493	6.0
P3	1.50	14180	111724	4.7
A0	1.70	389737	1998615	84.6
A2	3.22	3556	61668	3.0
Total Area:		2362788		

Concentration:	%
F	< 0.8 *
A1c	6.0
A2	3.0